


Winning Methods

Secrets, tactics and rigs from some of the most successful anglers

HEAVILY-stocked waters provide plenty of bites - but how do you catch a big weight of quality fish?

Last week, Bury Hill Fisheries at Dorking, Surrey, opened two new purpose-built club and match venues. Milton Lake is packed with quality tench, crucians and rudd and Bond's Lake is heaving with carp.

Former Woodbine Challenge and Thames Championship winner Chris Love, from Surbiton, has caught Old Bury Hill Lake tench and crucians for some 15 years. The Dells of Wandsworth matchman demonstrated how to get the best from Milton and came up with a method which will guarantee success on most similar venues.



looking for a few better fish, especially the tench. I'm informed small chub and barbel have also been stocked.


- My main swim is the ten metre pole line just over the ledge. I have a reserve top section set up with a beely rig for if I start getting big fish.
- I will also feed and fish a waggler on the plateau at 20 metres, where it is two feet deep. I will work a swim on the inside just to my right at four metres where it drops to three feet deep. This will be attacked with a pole rig and centrepin with a running line set-up for big fish.
- I kick off with half a pint of hemp by catapult to ten metres, with two pouches of mixed maggot over the top. At four metres I feed a couple of handfuls of hemp and on the waggler line spray a couple of big pouches of mixed maggots.
- With the pole rig a couple of inches overdepth I start at ten metres with double red maggot. I know tench love double red maggot. There's a lot of rudd here and a single maggot would be snapped up straight away.
- Every put in with the pole I feed a pouchful of maggots over the top, a handful of maggot inside, and a pouch to the waggler line. It is important to maintain this feed if you want to catch consistently.

more chance of a bigger fish underneath like a tench. ● This has worked and I'm soon into a tench, then another. As rudd are hitting the float and I'm getting line bites, I wait for the float to sail away before striking. This avoids missed bites and foulhooking. There is now a lot of activity.

- I only cast to the far waggler line if action from the ten metre line starts to slow and looks as though it may need resting. Before swapping lines I feed four pouches of hemp at ten metres to give the tench a bed of feed to move back over. I feed a pouch of mixed maggot every cast to the waggler line as I fish it, plus a pouch at ten metres and a handful on the inside.
- Expect bites from the off on the waggler. Don't be surprised if you get a lot of rudd, as they intercept hook baits on-the-drop.
- I start a couple of inches overdepth on the waggler but am prepared to shallow up or go deeper if needed. After 15 minutes on the waggler check out the ten metre pole line to see if the fish have returned. If they have stick with them maintaining the feed to all three swims.
- If they haven't returned, keep feeding but take a look on the inside with the centrepin for any big fish. Check the pole line regularly.

TICKETS

● Day tickets on Milton and Bond's Lake are £10 and limited to 20 anglers per day in advance from the office on site. The fishery opens at 8am weekdays and 7am weekends and Bank Holidays. For club and match bookings telephone 0306 883621. Thames Region bylaws apply.



TACTICS

- I like to find a spot with the wind in my face as tench, rudd and crucians tend to move with the wind. After finding a suitable swim I set up a long pole and plumb for any ledges, drop-offs and features.
- Today I have found a gently shelving bottom away from the bank with a slight drop-off at four metres where it is three feet deep. At nine and a half metres there's another slight drop, it's four and a half feet deep here then it shallows towards a plateau.
- The lake holds a good stock of tench to 6 lb-plus, crucian carp to 3 lb and lots of golden rudd. I am

- Expect bites straight away as this near-three acre pool is heavily stocked. Rudd are immediately knocking my pole float and within minutes I am hitting fish to 10 oz.
- To try and get through the rudd, drop the pole rig vertically down through the swim, rather than swinging it out. If you lay the rig out, the bait falls sideways through the water where the rudd feed in the surface layers. Drop it straight through them and there's

scared to try different colour combinations like red and white or double white. Sweetcorn can work. ● I had to slip a sleeve of silicone over the top of my waggler to darken it so I could see the tip at range in the white water.

● Twitching a bait on either line can do the business and attract a bite if action starts to taper off. Present-

Continued over

Vertical drop sorts out the specimens

Winning Methods

Tactics continued

ing a bait on the side of the main feed areas can take a better fish as you avoid the bulk of the rudd.

● If fish on the ten metre pole line become a handful on the lighter rig reach for the beefy one with heavier line and elastic.

RIGS

● The pole is strong, stiff and capable of handling big tench. It is a Daiwa Harrier Tournament. I am fishing it at ten metres with a couple of sections to add if needed. It breaks down at three metres to-hand.

● This set-up has Zim No.5 elastic through the top two sections. Main line is 2.4 lb Ultima, the float a 4 x 14 Milo carbon-stemmed model. Hook length is six inches of 1.8 lb Ultima joined loop to loop to the main line. Hook is a size 20 Drennan Carbon Match with a slightly flattened barb.

● I also have a spare top two sections loaded with Zim No.6 elastic and a 4 x 14 Ignesti float rig, with 3 lb Maxima to six inches of 2.4 lb Ultima and size 20 Kamasan B920 hook for bigger fish.


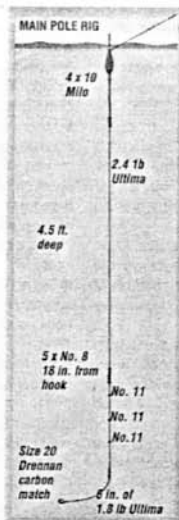
● For the waggler, I have a 12 foot Normark Norboron with a spliced tip, but plenty of power through the middle. In my opinion, it's the best all-round rod Normark ever made.

● I have coupled this with an Abu 507. I like a closed face reel as they are neater and less likely to tangle.


● Main line on this set-up is 2 lb Maxima and the float a home-made peacock waggler with an insert. When I started fishing I couldn't find the exact float I wanted so have made my own ever since. This one is 2.5AAA with a speckled body.

● Hook length is 18 inches of 1.8 lb Ultima tied to a size 20 Drennan Carbon Match hook.

● On the inside I am using a 13 foot Normark Titan Match rod with a RapideX Centrepin at least 30 years



WAGGLER RIG



RUNNING LINE POLE RIG



Home-made waggler

BAIT

Four pints of mixed maggots.
Two pints of hemp.
A tin of sweetcorn.

TARGET WEIGHT

On a good day expect to catch for five hours and don't be surprised if you hit around 100 lb-plus. Today I have caught non-stop and had 70 lb in an afternoon. I was given special permission to use a keepnet which are not normally allowed on these lakes for pleasure fishing.

old. Main line is 3 lb Maxima, the float a 4 x 13 Milo model with 18 inches of 1.8 lb Ultima and a size 20 B920 Kamasan. I will step up to a 2.4 lb Ultima hook length if I need to.

● With all the rigs I start a couple of inches overdepth but will shallow or deepen if I start missing bites.



SILSTAR



MR ANGLING IS A SILSTAR STAR

You'll catch more with Silstar Tackle - I do. Get your Free Silstar catalogue from your tackle shop now! Silstar unbeatable quality and value



SILSTAR
THE STAR IN FISHING